



FINANCIAL SERVICES



ASBK RESULTS

AUSTRALIAN SUPERBIKE CHAMPIONSHIP

Free Practice

Date: 27/02/20
Event: P03
Weather: Cloudy - Temp: 18.0C
Track: Dry - Temp: 24.5C

Started at: 14:05:02
Laps: 30 Min
Starters: 28
Printed at: 15:11

CLASSIFICATION

Pos	No	Name	Machine	Fastest Lap	On Lap	Behind Leader	Behind Prev	Top Speed
1	65	Cru HALLIDAY (NSW) / Yamaha Racing Team	Yamaha YZF-R1	1:32.500	15 of 16			309
2	47	Wayne MAXWELL (VIC) / Boost Mobile	Ducati V4R	1:32.610	14 of 14	.110	.110	309
3	21	Josh WATERS (VIC)	Suzuki GSXRR	1:32.973	12 of 14	.473	.363	303
4	28	Aiden WAGNER (QLD) / Yamaha Racing Team	Yamaha YZF-R1	1:33.563	13 of 14	1.063	.590	301
5	14	Glenn ALLERTON (NSW) / Maxima BMW / Nextgen BMW	BMW S RR	1:33.806	4 of 14	1.306	.243	305
6	25	Daniel FALZON (SA) / William Adams CAT / Energy Power CAT / Mainline Dyno / Yamaha	Yamaha YZF-R1	1:34.096	14 of 16	1.596	.290	307
7	12	Matt WALTERS (NSW) / Kawasaki Aust. / Rover Coaches / Pirelli / RST / AGV Helmets / Repsol Oil	Kawasaki ZX10RR	1:34.192	10 of 14	1.692	.096	303
8	17	Troy HERFOSS (QLD) / Penrite Honda Racing / Elite Roads / Michelin	Honda CBR RR	1:34.318	5 of 13	1.818	.126	295
9	1	Mike JONES (QLD) / Desmosport Ducati	Ducati V4R	1:34.675	12 of 16	2.175	.357	302
10	67	Bryan STARING (WA) / Kawasaki Motors Australia / Landscapesupplies.com.au	Kawasaki ZX10R	1:34.736	6 of 14	2.236	.061	299
11	4	Josh HAYES (USA) / Addicted to Track / Mojo Yamaha	Yamaha YZF-R1	1:34.990	16 of 16	2.490	.254	294
12	13	Jed METCHER (VIC) / Metcher M-sport / Valid Technologies / Ezprint / Platinum M-cycles	Suzuki GSXRR	1:35.371	10 of 13	2.871	.381	298
13	61	Arthur SISSIS (SA) / Unitech Racing / Pinnacle Building & Construction	Suzuki GSXRR	1:35.485	15 of 15	2.985	.114	298
14	33	Sloan FROST (NZ) / FILTA / Darby Capital / Suzuki / TSS Motorcycles	Suzuki GSXR	1:36.017	11 of 12	3.517	.532	298
15	41	Max CROKER (NSW) / Mat Mladin Racing / Yoshimura R&D / Suzuki / Suzuki Fin. / Suzuki Ins. / Ecstar	Suzuki GSXR	1:36.096	4 of 14	3.596	.079	301
16	34	Linden MAGEE (QLD) / LMR / Maxima Oils / AGV / TCX / Macna	BMW S RR	1:36.211	12 of 13	3.711	.115	298
17	68	Glenn SCOTT (NSW) / Kawasaki Motors Australia / Landscapesupplies.com.au	Kawasaki ZX10R	1:37.351	9 of 14	4.851	1.140	298
18	86	Beau BEATON (NSW) / North Coast V-Twins / Racers Edge Performance / Craig McMartin Racing	Ducati V4R	1:37.624	11 of 15	5.124	.273	298
19	62	Brendan McINTYRE (NSW) / Western M-c / Ric Pobjoy Racing / Motul / RK / EBC / Motoproducts / Suzuki	Suzuki GSXR	1:37.867	9 of 12	5.367	.243	287
20	88	Giuseppe SCARCELLA (NSW) / Forcite Helmets	Ducati P-gale	1:38.940	11 of 11	6.440	1.073	290
21	78	Nathan SPITERI (VIC) / Livson / RST / PTR / The Grinning Dingo	Suzuki GSXRR	1:39.239	11 of 15	6.739	.299	288
22	63	Dominic DE LEON (NSW) / AT1 Racing	Kawasaki ZX10R	1:39.410	12 of 17	6.910	.171	285
23	24	Matthew TOOLEY (VIC) / Phillip Island Ride Days / West Sliders	Yamaha YZF-R1	1:39.491	8 of 10	6.991	.081	278
24	217	Dean HASLER (NSW) / Beerwah Bikeworks / Pinot Noir Accommodation	BMW S RR	1:39.510	13 of 13	7.010	.019	286
25	77	Adam SENIOR (WA) / Senior Engineering	Yamaha YZF-R1	1:39.586	13 of 14	7.086	.076	279
26	98	Evan BYLES (SA) / SA Motorcycles Kawasaki	Kawasaki ZX10R	1:39.862	6 of 14	7.362	.276	287
27	37	Michael EDWARDS (QLD) / Northstar Yamaha / Yamaha Motor Aust. / AGV Helmets	Yamaha YZF-R1M	1:41.896	14 of 15	9.396	2.034	284
28	38	Hamish McMURRAY (NSW) / Six Ways From Sunday / Dunlop	Kawasaki ZX10RR	1:43.628	12 of 15	11.128	1.732	263

Current qualifying record for SBK class - 1:31.995 by Mike JONES (QLD) on a Ducati 1299 FE set on 05/10/19

Scott Laing
Chief Timekeeper - Scott Laing

Tom Williams
Clerk of Course - Tom Williams



COMPUTIME RACE TIMING SYSTEMS PTY LTD
www.computime.com.au

E-mail: scott@computime.com.au / Ph: 0418 17 13 17





ASBK RESULTS

AUSTRALIAN SUPERBIKE CHAMPIONSHIP

Date: 27/02/20
 Event: P03
 Weather: Cloudy - Temp: 18.0C
 Track: Dry - Temp: 24.5C

Free Practice


Started at: 14:05:02
 Laps: 30 Min
 Starters: 28
 Printed at: 15:11

LAP TIMES

No	Name	Lap 1	Lap 2	Lap 3	Lap 4	Lap 5	Lap 6	Lap 7	Lap 8	Lap 9	Lap 10
1	Mike JONES (QLD)	1:43.590	30:39.957	1:44.791	1:36.803	1:35.459	1:35.058	4:45.873	1:42.638	1:35.391	1:35.122
10		1:35.195	1:34.675	1:35.313	1:34.902	1:36.694	1:36.133				
4	Josh HAYES (USA)	1:48.571	30:26.816	1:43.966	1:38.865	1:37.876	1:36.518	1:36.356	1:35.750	1:35.722	1:40.664
10		1:36.245	1:35.401	1:36.244	3:35.598	1:41.411	1:34.990				
12	Matt WALTERS (NSW)	1:42.159	1:34.394	28:45.335	1:44.248	1:35.789	1:34.287	1:34.206	1:42.434	1:34.737	1:34.192
10		6:13.159	1:49.971	1:34.872	3:46.717						
13	Jed METCHER (VIC)	1:50.429	29:29.231	1:43.591	1:36.800	1:35.822	1:36.216	3:36.077	1:40.794	1:35.870	1:35.371
10		6:17.417	1:44.334	1:45.240							
14	Glenn ALLERTON (NSW)	32:05.857	1:51.639	1:34.530	1:33.806	1:33.849	3:11.398	1:52.225	1:34.449	1:34.250	4:41.435
10		1:48.266	1:34.759	1:42.396	1:43.115						
17	Troy HERFOSS (QLD)	1:40.963	1:34.915	29:21.594	1:39.888	1:34.318	1:38.078	6:03.697	1:40.022	1:34.690	1:34.531
10		1:47.228	5:53.007	1:58.460							
21	Josh WATERS (VIC)	1:44.357	30:39.130	1:46.071	1:37.924	1:34.532	1:35.920	3:46.417	1:42.879	1:34.139	3:53.180
10		1:55.980	1:32.973	3:16.891	1:39.623						
24	Matthew TOOLEY (VIC)	1:59.071	30:47.792	1:48.639	1:41.571	1:41.130	1:40.533	1:40.018	1:39.491	1:39.744	1:40.010
25	Daniel FALZON (SA)	1:45.142	30:43.859	1:42.431	1:36.435	1:35.351	1:35.253	1:34.342	1:34.450	1:35.256	1:34.128
10		1:34.254	1:42.132	1:34.540	1:34.096	1:34.622	1:38.142				
28	Aiden WAGNER (QLD)	1:55.979	30:11.916	1:44.790	1:34.823	1:34.410	1:34.025	4:00.679	1:38.681	1:33.702	1:37.967
10		4:46.380	1:38.799	1:33.563	1:34.232						
33	Sloan FROST (NZ)	1:48.482	29:31.371	1:47.337	1:39.114	1:36.744	1:36.431	1:36.054	4:26.778	1:49.272	1:37.681
10		1:36.017	1:51.498								
34	Linden MAGEE (QLD)	1:56.218	29:33.553	1:46.114	1:39.494	2:48.041	1:42.364	7:34.940	1:41.844	1:36.819	1:36.525
10		1:36.504	1:36.211	1:36.642							
37	Michael EDWARDS (QLD)	1:54.445	30:33.658	1:51.134	1:44.689	1:43.211	1:42.793	1:42.419	1:42.690	1:42.421	1:42.870
10		4:31.687	1:51.727	1:43.978	1:41.896	1:41.971					
38	Hamish McMURRAY (NSW)	2:17.024	31:08.750	2:08.713	1:50.463	1:47.590	1:46.035	1:45.200	1:45.279	1:45.317	1:44.462
10		1:43.767	1:43.628	1:44.053	1:43.735	1:43.799					
41	Max CROKER (NSW)	1:59.588	29:59.220	1:43.732	1:36.096	1:36.822	1:36.303	3:15.889	1:42.045	1:36.388	4:06.318
10		1:44.284	3:27.359	1:41.770	1:36.613						
47	Wayne MAXWELL (VIC)	31:54.369	1:41.354	1:34.392	1:33.350	1:33.097	1:37.479	1:33.281	3:28.637	1:46.394	3:37.234
10		1:41.195	1:32.988	1:32.856	1:32.610						
61	Arthur SISSIS (SA)	1:55.356	30:15.372	1:45.297	1:39.378	1:37.976	1:36.055	5:16.025	1:47.053	1:44.369	1:36.653
10		1:36.053	1:35.730	1:55.141	1:46.350	1:35.485					
62	Brendan McINTYRE (NSW)	1:49.225	30:37.050	1:48.489	1:39.941	1:39.362	1:38.822	1:38.500	1:38.167	1:37.867	1:38.407
10		9:16.254	1:49.321								
63	Dominic DE LEON (NSW)	1:59.684	30:49.648	1:49.804	1:43.400	1:41.765	1:41.483	1:40.734	1:40.935	1:41.429	1:41.127

Scott Laing
 Chief Timekeeper - Scott Laing

Tom Williams
 Clerk of Course - Tom Williams



COMPUTIME RACE TIMING SYSTEMS PTY LTD
www.computime.com.au

E-mail: scott@computime.com.au / Ph: 0418 17 13 17





ASBK RESULTS

AUSTRALIAN SUPERBIKE CHAMPIONSHIP

Date: 27/02/20
 Event: P03
 Weather: Cloudy - Temp: 18.0C
 Track: Dry - Temp: 24.5C

Free Practice

Started at: 14:05:02
 Laps: 30 Min
 Starters: 28
 Printed at: 15:11

LAP TIMES

No	Name	Lap 1	Lap 2	Lap 3	Lap 4	Lap 5	Lap 6	Lap 7	Lap 8	Lap 9	Lap 10
		10	1:40.530	<u>1:39.410</u>	1:40.829	1:40.439	1:41.090	1:41.564	1:40.442		
65	Cru HALLIDAY (NSW)		1:43.648	30:26.505	1:44.053	1:36.403	1:33.302	1:33.284	1:32.836	1:36.243	2:43.648 1:46.489
67	Bryan STARING (WA)	10	1:42.428	1:34.708	3:01.624	1:38.781	<u>1:32.500</u>	1:33.194			
68	Glenn SCOTT (NSW)	10	1:44.383	30:13.220	1:45.585	1:35.393	1:35.134	<u>1:34.736</u>	1:34.780	1:35.057	4:36.942 1:41.291
77	Adam SENIOR (WA)	10	1:38.719	1:35.177	1:35.214	1:35.288					
78	Nathan SPITERI (VIC)	10	1:51.610	1:39.894	<u>1:39.586</u>	1:39.673					
86	Beau BEATON (NSW)	10	32:35.948	1:49.497	1:41.663	1:40.455	1:38.660	1:38.553	1:37.825	1:38.814	<u>1:37.351</u> 1:38.586
88	Giuseppe SCARCELLA (NSW)	10	4:23.992	1:47.744	1:39.227	1:39.133					
98	Evan BYLES (SA)	10	2:02.315	30:25.348	1:48.025	1:42.149	1:41.050	1:41.173	1:39.958	1:40.023	1:40.953 6:04.312
217	Dean HASLER (NSW)	10	1:51.610	1:39.894	<u>1:39.586</u>	1:39.673					
		10	1:49.049	30:58.952	1:52.677	1:44.217	1:40.778	1:39.242	1:39.787	4:37.840	1:48.379 1:39.603
		10	<u>1:39.239</u>	1:39.795	1:39.340	1:40.934	1:40.926				
		10	2:00.793	29:27.323	1:50.460	1:40.129	1:39.356	1:38.251	1:38.196	4:08.271	1:44.296 1:37.643
		10	<u>1:37.624</u>	3:12.599	1:45.036	1:37.890	1:38.917				
		10	1:56.328	34:19.574	1:49.671	1:42.351	1:41.155	1:40.206	1:40.636	6:53.163	1:52.279 1:40.376
		10	<u>1:38.940</u>								
		10	1:48.416	30:06.872	1:45.971	1:40.348	1:40.226	<u>1:39.862</u>	1:40.864	1:40.913	1:40.880 1:40.334
		10	1:41.231	1:40.820	7:57.315	1:53.243					
		10	1:58.772	30:01.143	1:48.093	1:41.841	1:40.888	1:40.530	1:40.485	1:41.380	3:09.019 1:48.669
		10	1:39.576	1:39.554	<u>1:39.510</u>						

Scott Laing

Chief Timekeeper - Scott Laing

Tom Williams

Clerk of Course - Tom Williams



COMPUTIME RACE TIMING SYSTEMS PTY LTD
www.computime.com.au

E-mail: scott@computime.com.au / Ph: 0418 17 13 17





ASBK RESULTS

AUSTRALIAN SUPERBIKE CHAMPIONSHIP

Date: 27/02/20
 Event: P03
 Weather: Cloudy - Temp: 18.0C
 Track: Dry - Temp: 24.5C

Free Practice

Started at: 14:05:02
 Laps: 30 Min
 Starters: 28
 Printed at: 15:11

SPLIT TIMES

Lap	Split 1	Split 2	Split 3	Split 4	Lap Time	Spd	Lap	Split 1	Split 2	Split 3	Split 4	Lap Time	Spd
1 Mike JONES (QLD) (9th)							3	27.549	28:17.786			28:45.335	227
1	28.740	29.256	18.714	26.880	1:43.590 P		4	29.531	29.524	18.738	26.455	1:44.248 P	
2	22.973	29.305	19.001	29:28.678	30:39.957	296	5	22.602	27.691	18.283	27.213	1:35.789	294
3	28.419	30.569	18.997	26.806	1:44.791 P		6	22.639	27.513	17.921	26.214	1:34.287	298
4	23.732	28.624	18.234	26.213	1:36.803	290	7	22.537	27.398	18.089	26.182	1:34.206	299
5	23.222	27.568	18.304	26.365	1:35.459	294	8	22.450	33.422	19.836	26.726	1:42.434	300
6	22.861	27.397	18.152	26.648	1:35.058	296	9	22.687	27.472	18.041	26.537	1:34.737	298
7	22.969	27.386	18.637	3:36.881	4:45.873	297	10	22.418	27.285	18.176	26.313	1:34.192	301
8	28.546	28.892	18.778	26.422	1:42.638 P		11	25.894	30.672	18.540	4:58.053	6:13.159	302
9	22.738	27.976	18.497	26.180	1:35.391	301	12	34.161	30.362	18.539	26.909	1:49.971 P	
10	22.883	27.349	18.309	26.581	1:35.122	300	13	22.490	27.922	18.100	26.360	1:34.872	297
11	22.667	27.902	18.333	26.293	1:35.195	301	14	22.482	3:24.235			3:46.717	299
12	22.779	27.281	18.312	26.303	1:34.675	302	13 Jed METCHER (VIC) (12th)						
13	22.600	27.393	18.407	26.913	1:35.313	300	1	31.331	30.648	20.312	28.138	1:50.429 P	
14	22.716	27.333	18.326	26.527	1:34.902	301	2	24.012	29:05.219			29:29.231	290
15	22.636	28.862	18.400	26.796	1:36.694	302	3	27.656	29.473	19.424	27.038	1:43.591 P	
16	22.748	28.110	18.679	26.596	1:36.133	298	4	23.193	28.197	18.708	26.702	1:36.800	295
4 Josh HAYES (USA) (11th)							5	22.747	27.750	18.616	26.709	1:35.822	297
1	28.669	32.097	19.697	28.108	1:48.571 P		6	22.635	28.368	18.531	26.682	1:36.216	298
2	25.496	30.183	22.536	29:08.601	30:26.816	290	7	22.781	27.878	18.721	2:26.697	3:36.077	293
3	27.921	29.691	18.939	27.415	1:43.966 P		8	26.867	28.284	18.785	26.858	1:40.794 P	
4	23.690	29.227	18.795	27.153	1:38.865	284	9	22.878	27.759	18.497	26.736	1:35.870	298
5	23.421	28.470	18.554	27.431	1:37.876	286	10	22.789	27.752	18.352	26.478	1:35.371	296
6	23.077	28.163	18.452	26.826	1:36.518	290	11	22.872	28.629	18.986	5:06.930	6:17.417	297
7	23.037	28.136	18.422	26.761	1:36.356	293	12	29.947	29.041	18.684	26.662	1:44.334 P	
8	22.897	27.979	18.282	26.592	1:35.750	292	13	22.948	36.456	19.027	26.809	1:45.240	297
9	22.975	27.867	18.169	26.711	1:35.722	294	14 Glenn ALLERTON (NSW) (5th)						
10	22.921	31.291	19.295	27.157	1:40.664	293	1	2:07.427	27.452	17.955	29:13.023	32:05.857 P	297
11	22.916	28.130	18.493	26.706	1:36.245	290	2	28.142	35.379	20.459	27.659	1:51.639 P	
12	22.778	27.736	18.169	26.718	1:35.401	290	3	22.855	27.670	17.846	26.159	1:34.530	298
13	22.975	27.806	18.520	26.943	1:36.244	290	4	22.453	27.525	17.860	25.968	1:33.806	304
14	24.253	28.837	18.712	2:23.796	3:35.598	286	5	22.508	27.274	17.930	26.137	1:33.849	303
15	27.449	28.993	18.346	26.623	1:41.411 P		6	23.607	27.661	18.459	2:01.671	3:11.398	263
16	22.684	27.783	18.055	26.468	1:34.990	292	7	29.999	30.907	23.594	27.725	1:52.225 P	
12 Matt WALTERS (NSW) (7th)							8	22.687	27.517	18.104	26.141	1:34.449	300
1	28.550	28.504	18.548	26.557	1:42.159 P		9	22.547	27.495	18.138	26.070	1:34.250	299
2	22.530	27.625	17.958	26.281	1:34.394	303	10	22.737	32.406	19.688	3:26.604	4:41.435	299


Scott Laing
 Chief Timekeeper - Scott Laing

Tom Williams
 Clerk of Course - Tom Williams



COMPUTIME RACE TIMING SYSTEMS PTY LTD
www.computime.com.au

E-mail: scott@computime.com.au / Ph: 0418 17 13 17





ASBK RESULTS

AUSTRALIAN SUPERBIKE CHAMPIONSHIP

Date: 27/02/20
 Event: P03
 Weather: Cloudy - Temp: 18.0C
 Track: Dry - Temp: 24.5C

Free Practice

Started at: 14:05:02
 Laps: 30 Min
 Starters: 28
 Printed at: 15:11

SPLIT TIMES

Lap	Split 1	Split 2	Split 3	Split 4	Lap Time	Spd	Lap	Split 1	Split 2	Split 3	Split 4	Lap Time	Spd
11	34.653	28.921	17.964	26.728	1:48.266	P	3	29.201	32.356	19.344	27.738	1:48.639	P
12	22.528	27.581	18.165	26.485	1:34.759	302	4	24.176	30.362	19.094	27.939	1:41.571	278
13	22.560	28.328	18.156	33.352	1:42.396	305	5	23.977	29.948	19.139	28.066	1:41.130	276
14	22.801	27.825	18.391	34.098	1:43.115	305	6	23.681	29.472	19.250	28.130	1:40.533	276
							7	24.416	28.936	18.985	27.681	1:40.018	276
							8	23.775	29.120	19.067	27.529	1:39.491	276
17 Troy HERFOSS (QLD) (8th)							9	23.659	28.913	19.176	27.996	1:39.744	278
1	27.684	28.398	18.514	26.367	1:40.963	P	10	23.824	29.202	19.262	27.722	1:40.010	276
2	22.544	27.520	18.036	26.815	1:34.915	294							
3	26.248	28:55.346			29:21.594	237							
4	26.736	28.502	18.264	26.386	1:39.888	P	25 Daniel FALZON (SA) (6th)						
5	22.591	27.593	17.969	26.165	1:34.318	295	1	29.493	30.252	18.719	26.678	1:45.142	P
6	25.750	27.873	18.283	26.172	1:38.078	295	2	22.773	28.418	18.247	29:34.421	30:43.859	300
7	22.776	42.031	21.177	4:37.713	6:03.697	294	3	26.544	30.636	18.730	26.521	1:42.431	P
8	26.906	28.331	18.347	26.438	1:40.022	P	4	23.408	28.730	18.149	26.148	1:36.435	303
9	22.658	27.477	18.314	26.241	1:34.690	293	5	23.265	27.811	18.122	26.153	1:35.351	297
10	22.625	27.574	18.239	26.093	1:34.531	292	6	22.992	27.520	18.174	26.567	1:35.253	307
11	23.229	29.820	23.476	30.703	1:47.228	294	7	22.465	27.280	18.417	26.180	1:34.342	305
12	22.725	27.384	18.913	4:43.985	5:53.007	291	8	22.571	27.619	18.162	26.098	1:34.450	296
13	33.174	32.996	22.028	30.262	1:58.460	P	9	22.453	27.723	18.185	26.895	1:35.256	298
							10	22.311	27.281	18.323	26.213	1:34.128	298
21 Josh WATERS (VIC) (3rd)							11	22.455	27.492	18.079	26.228	1:34.254	298
1	28.479	30.206	18.848	26.824	1:44.357	P	12	25.262	31.565	18.937	26.368	1:42.132	298
2	22.440	27.497	18.030	29:31.163	30:39.130	303	13	22.478	27.336	18.240	26.486	1:34.540	297
3	29.542	30.885	19.032	26.612	1:46.071	P	14	22.455	27.235	18.176	26.230	1:34.096	296
4	24.245	29.101	18.134	26.444	1:37.924	298	15	22.387	27.428	18.061	26.746	1:34.622	296
5	22.778	27.822	17.966	25.966	1:34.532	297	16	23.871	29.360	18.585	26.326	1:38.142	297
6	23.416	28.058	18.277	26.169	1:35.920	299	28 Aiden WAGNER (QLD) (4th)						
7	22.444	27.475	18.167	2:38.331	3:46.417	298	1	27.116	40.190	20.991	27.682	1:55.979	P
8	27.675	28.839	19.098	27.267	1:42.879	P	2	23.139	34.718	19.790	28:54.269	30:11.916	297
9	22.498	27.449	18.034	26.158	1:34.139	295	3	27.007	30.530	19.717	27.536	1:44.790	P
10	22.558	27.696	19.756	2:43.170	3:53.180	296	4	22.507	27.852	18.044	26.420	1:34.823	298
11	36.762	32.619	20.208	26.391	1:55.980	P	5	23.061	27.278	17.899	26.172	1:34.410	297
12	22.265	27.091	17.823	25.794	1:32.973	295	6	22.479	27.294	17.904	26.348	1:34.025	301
13	23.334	29.105	18.649	2:05.803	3:16.891	298	7	22.653	29.001	18.588	2:50.437	4:00.679	297
14	27.183	28.013	18.308	26.119	1:39.623	P	8	26.385	27.988	18.381	25.927	1:38.681	P
24 Matthew TOOLEY (VIC) (23th)							9	22.547	26.954	17.950	26.251	1:33.702	299
1	29.645	39.282	20.928	29.216	1:59.071	P	10	22.936	30.314	18.082	26.635	1:37.967	298
2	24.732	31.065	20.344	29:31.651	30:47.792	263	11	22.485	27.564	18.615	3:37.716	4:46.380	299


Scott Laing
 Chief Timekeeper - Scott Laing

Tom Williams
 Clerk of Course - Tom Williams



COMPUTIME RACE TIMING SYSTEMS PTY LTD
www.computime.com.au

E-mail: scott@computime.com.au / Ph: 0418 17 13 17





ASBK RESULTS

AUSTRALIAN SUPERBIKE CHAMPIONSHIP

Date: 27/02/20
 Event: P03
 Weather: Cloudy - Temp: 18.0C
 Track: Dry - Temp: 24.5C

Free Practice

Started at: 14:05:02
 Laps: 30 Min
 Starters: 28
 Printed at: 15:11

SPLIT TIMES

Lap	Split 1	Split 2	Split 3	Split 4	Lap Time	Spd	Lap	Split 1	Split 2	Split 3	Split 4	Lap Time	Spd
12	26.623	27.775	18.207	26.194	1:38.799	P	6	24.681	29.880	19.902	28.330	1:42.793	279
13	22.491	27.108	17.913	26.051	1:33.563	298	7	24.839	29.835	19.789	27.956	1:42.419	284
14	22.505	27.501	17.892	26.334	1:34.232	301	8	24.660	29.768	19.606	28.656	1:42.690	283
33 Sloan FROST (NZ) (14th)							9	24.502	29.775	20.051	28.093	1:42.421	282
1	28.412	31.217	20.462	28.391	1:48.482	P	10	24.673	30.011	20.022	28.164	1:42.870	282
2	24.021	29:07.350			29:31.371	279	11	24.900	30.535	20.888	3:15.364	4:31.687	281
3	27.984	31.516	19.701	28.136	1:47.337	P	12	31.995	30.796	20.238	28.698	1:51.727	P
4	23.597	29.650	18.993	26.874	1:39.114	288	13	24.947	30.308	20.154	28.569	1:43.978	282
5	23.088	28.264	18.601	26.791	1:36.744	293	14	24.575	29.732	19.730	27.859	1:41.896	283
6	22.902	28.189	18.465	26.875	1:36.431	294	15	24.413	29.870	19.452	28.236	1:41.971	284
7	22.733	27.999	18.596	26.726	1:36.054	294	38 Hamish McMURRAY (NSW) (28th)						
8	26.517	46.945	22.729	2:50.587	4:26.778	294	1	38.507	40.052	24.937	33.528	2:17.024	P
9	34.508	29.093	18.786	26.885	1:49.272	P	2	29.520	30:39.230			31:08.750	214
10	23.620	28.470	18.694	26.897	1:37.681	297	3	39.774	35.779	22.750	30.410	2:08.713	P
11	22.847	28.020	18.433	26.717	1:36.017	295	4	27.176	32.330	21.088	29.869	1:50.463	237
12	23.886	33.945	23.972	29.695	1:51.498	297	5	26.635	31.664	20.606	28.685	1:47.590	244
34 Linden MAGEE (QLD) (16th)							6	25.761	30.639	21.018	28.617	1:46.035	251
1	35.175	32.545	20.438	28.060	1:56.218	P	7	25.589	30.691	20.175	28.745	1:45.200	259
2	23.881	29:09.672			29:33.553	291	8	25.762	30.597	20.490	28.430	1:45.279	252
3	28.058	30.727	19.455	27.874	1:46.114	P	9	25.616	30.623	20.457	28.621	1:45.317	255
4	23.399	29.597	19.093	27.405	1:39.494	298	10	25.338	30.477	20.143	28.504	1:44.462	263
5	23.230	28.673	19.334	1:36.804	2:48.041	290	11	25.321	30.157	19.888	28.401	1:43.767	257
6	28.069	28.659	18.677	26.959	1:42.364	P	12	25.325	29.937	20.107	28.259	1:43.628	255
7	22.898	28.674	18.619	6:24.749	7:34.940	291	13	25.340	30.058	20.252	28.403	1:44.053	252
8	27.219	28.667	18.647	27.311	1:41.844	P	14	25.123	29.941	20.206	28.465	1:43.735	259
9	23.094	28.243	18.648	26.834	1:36.819	290	15	25.068	30.428	19.942	28.361	1:43.799	258
10	22.930	28.202	18.478	26.915	1:36.525	290	41 Max CROKER (NSW) (15th)						
11	22.815	28.275	18.598	26.816	1:36.504	290	1	28.894	41.203	21.533	27.958	1:59.588	P
12	22.728	28.131	18.505	26.847	1:36.211	291	2	23.480	28.756	19.210	28:47.774	29:59.220	291
13	22.677	28.243	18.754	26.968	1:36.642	293	3	29.100	29.205	18.663	26.764	1:43.732	P
37 Michael EDWARDS (QLD) (27th)							4	23.106	28.032	18.448	26.510	1:36.096	295
1	31.167	33.819	20.351	29.108	1:54.445	P	5	23.244	27.962	18.906	26.710	1:36.822	301
2	25.316	31.387	24.050	29:12.905	30:33.658	261	6	23.055	27.927	18.532	26.789	1:36.303	298
3	29.934	32.355	20.397	28.448	1:51.134	P	7	23.900	30.271	19.441	2:02.277	3:15.889	294
4	24.842	31.368	19.953	28.526	1:44.689	273	8	28.067	28.351	18.751	26.876	1:42.045	P
5	24.772	30.462	19.851	28.126	1:43.211	267	9	23.219	27.836	18.613	26.720	1:36.388	297
							10	23.516	29.187	20.531	2:53.084	4:06.318	296


Scott Laing
 Chief Timekeeper - Scott Laing

Tom Williams
 Clerk of Course - Tom Williams



COMPUTIME RACE TIMING SYSTEMS PTY LTD
www.computime.com.au

E-mail: scott@computime.com.au / Ph: 0418 17 13 17





ASBK RESULTS

AUSTRALIAN SUPERBIKE CHAMPIONSHIP

Date: 27/02/20
 Event: P03
 Weather: Cloudy - Temp: 18.0C
 Track: Dry - Temp: 24.5C

Free Practice

Started at: 14:05:02
 Laps: 30 Min
 Starters: 28
 Printed at: 15:11

SPLIT TIMES

Lap	Split 1	Split 2	Split 3	Split 4	Lap Time	Spd	Lap	Split 1	Split 2	Split 3	Split 4	Lap Time	Spd
7	22.258	27.047	17.777	25.754	1:32.836	300	12	30.621	30.034	19.271	27.818	1:47.744	P
8	22.508	28.634	18.753	26.348	1:36.243	307	13	23.965	29.101	18.984	27.177	1:39.227	283
9	22.423	27.222	18.436	1:35.567	2:43.648	302	14	23.644	29.145	19.123	27.221	1:39.133	283
10	30.125	30.786	18.638	26.940	1:46.489	P							
11	22.795	33.509	19.756	26.368	1:42.428	298	77 Adam SENIOR (WA) (25th)						
12	22.617	27.766	17.934	26.391	1:34.708	300	1	30.915	39.843	22.367	29.190	2:02.315	P
13	22.773	37.606	19.067	1:42.178	3:01.624	296	2	25.308	32.487	23.196	29:04.357	30:25.348	253
14	27.039	27.187	17.933	26.622	1:38.781	P	3	29.268	30.355	20.136	28.266	1:48.025	P
15	22.078	27.102	17.661	25.659	1:32.500	300	4	24.485	30.068	19.562	28.034	1:42.149	260
16	22.104	27.450	17.849	25.791	1:33.194	302	5	24.127	29.506	19.430	27.987	1:41.050	269
							6	24.244	29.808	19.436	27.685	1:41.173	272
67 Bryan STARING (WA) (10th)							7	23.893	29.162	19.298	27.605	1:39.958	277
1	28.921	29.733	18.935	26.794	1:44.383	P	8	23.926	29.150	19.323	27.624	1:40.023	276
2	22.872	28.030	18.367	29:03.951	30:13.220	295	9	23.972	29.263	20.084	27.634	1:40.953	279
3	29.658	29.896	19.226	26.805	1:45.585	P	10	24.742	31.179	19.927	4:48.464	6:04.312	270
4	22.918	27.964	18.163	26.348	1:35.393	299	11	33.175	30.616	19.732	28.087	1:51.610	P
5	22.804	27.706	18.188	26.436	1:35.134	293	12	24.081	29.211	19.065	27.537	1:39.894	269
6	22.776	27.424	18.215	26.321	1:34.736	298	13	23.880	29.081	19.130	27.495	1:39.586	276
7	22.710	27.480	18.204	26.386	1:34.780	298	14	23.782	29.093	19.127	27.671	1:39.673	278
8	22.777	27.533	18.416	26.331	1:35.057	297							
9	23.565	27.968	18.605	3:26.804	4:36.942	297	78 Nathan SPITERI (VIC) (21th)						
10	27.916	28.572	18.542	26.261	1:41.291	P	1	30.552	30.745	19.897	27.855	1:49.049	P
11	24.254	28.693	19.433	26.339	1:38.719	298	2	24.138	30.549	21.260	29:43.005	30:58.952	286
12	22.922	27.593	18.305	26.357	1:35.177	296	3	29.686	34.262	20.813	27.916	1:52.677	P
13	22.721	27.897	18.360	26.236	1:35.214	294	4	25.012	30.961	19.945	28.299	1:44.217	282
14	22.759	27.653	18.355	26.521	1:35.288	298	5	24.492	29.678	19.243	27.365	1:40.778	276
							6	23.835	29.129	19.123	27.155	1:39.242	283
68 Glenn SCOTT (NSW) (17th)							7	24.332	28.985	19.130	27.340	1:39.787	278
1	30.483	32:05.465			32:35.948	P	8	23.995	29.499	19.580	3:24.766	4:37.840	287
2	29.491	31.706	20.027	28.273	1:49.497	P	9	31.078	30.155	19.580	27.566	1:48.379	P
3	24.662	29.911	19.306	27.784	1:41.663	276	10	24.102	28.994	19.082	27.425	1:39.603	286
4	24.217	29.516	18.887	27.835	1:40.455	276	11	23.771	29.032	19.209	27.227	1:39.239	286
5	23.545	29.014	18.822	27.279	1:38.660	290	12	23.835	29.277	19.229	27.454	1:39.795	285
6	23.787	28.850	18.916	27.000	1:38.553	283	13	23.827	28.898	19.231	27.384	1:39.340	288
7	23.503	28.376	18.775	27.171	1:37.825	290	14	24.114	29.447	19.593	27.780	1:40.934	284
8	23.496	28.699	19.398	27.221	1:38.814	288	15	24.356	29.275	19.533	27.762	1:40.926	286
9	23.348	28.287	18.689	27.027	1:37.351	289							
10	23.411	28.873	18.883	27.419	1:38.586	297	86 Beau BEATON (NSW) (18th)						
11	23.388	28.660	18.764	3:13.180	4:23.992	298	1	37.571	33.227	20.969	29.026	2:00.793	P

Scott Laing
 Chief Timekeeper - Scott Laing

Tom Williams
 Clerk of Course - Tom Williams



COMPUTIME RACE TIMING SYSTEMS PTY LTD
www.computime.com.au

E-mail: scott@computime.com.au / Ph: 0418 17 13 17





ASBK RESULTS

AUSTRALIAN SUPERBIKE CHAMPIONSHIP

Date: 27/02/20
 Event: P03
 Weather: Cloudy - Temp: 18.0C
 Track: Dry - Temp: 24.5C

Free Practice

Started at: 14:05:02
 Laps: 30 Min
 Starters: 28
 Printed at: 15:11

SPLIT TIMES

Lap	Split 1	Split 2	Split 3	Split 4	Lap Time	Spd	Lap	Split 1	Split 2	Split 3	Split 4	Lap Time	Spd
2	24.226	29:03.097			29:27.323	262	2	24.325	29.086	19.231	28:54.230	30:06.872	285
3	30.138	32.636	19.799	27.887	1:50.460 P		3	28.519	30.468	19.580	27.404	1:45.971 P	
4	23.743	29.751	19.229	27.406	1:40.129	284	4	24.382	29.066	19.350	27.550	1:40.348	280
5	23.816	29.010	19.037	27.493	1:39.356	295	5	24.051	29.390	19.276	27.509	1:40.226	278
6	23.405	28.547	18.944	27.355	1:38.251	296	6	24.046	28.785	19.215	27.816	1:39.862	281
7	23.452	28.603	18.973	27.168	1:38.196	295	7	24.203	29.374	19.454	27.833	1:40.864	276
8	23.983	29.594	19.580	2:55.114	4:08.271	290	8	24.334	29.211	19.464	27.904	1:40.913	282
9	28.597	29.281	18.878	27.540	1:44.296 P		9	24.538	29.182	19.599	27.561	1:40.880	280
10	23.349	28.338	18.902	27.054	1:37.643	296	10	24.184	28.902	19.477	27.771	1:40.334	287
11	23.239	28.405	18.868	27.112	1:37.624	298	11	24.567	28.934	19.449	28.281	1:41.231	278
12	24.648	32.121	19.830	1:56.000	3:12.599	276	12	24.442	29.113	19.617	27.648	1:40.820	276
13	29.858	28.999	19.012	27.167	1:45.036 P		13	24.380	28.907	20.316	6:43.712	7:57.315	281
14	23.422	28.414	18.927	27.127	1:37.890	296	14	30.163	32.225	20.315	30.540	1:53.243 P	
15	23.564	28.776	19.134	27.443	1:38.917	294							

88 Giuseppe SCARCELLA (NSW) (20th)

1	34.917	32.729	20.297	28.385	1:56.328 P	
2	25.265	30.536	21.784	33:01.989	34:19.574	290
3	30.863	30.714	20.043	28.051	1:49.671 P	
4	24.770	29.593	19.616	28.372	1:42.351	278
5	24.510	29.574	19.531	27.540	1:41.155	283
6	24.580	29.129	19.119	27.378	1:40.206	279
7	24.362	29.197	19.331	27.746	1:40.636	280
8	24.325	29.056	19.913	5:39.869	6:53.163	275
9	33.215	31.113	19.991	27.960	1:52.279 P	
10	24.343	29.236	19.373	27.424	1:40.376	274
11	23.952	28.848	18.907	27.233	1:38.940	278

217 Dean HASLER (NSW) (24th)

1	37.160	32.897	20.223	28.492	1:58.772 P	
2	24.247	29:36.896			30:01.143	269
3	29.246	30.921	19.562	28.364	1:48.093 P	
4	24.594	29.761	19.279	28.207	1:41.841	263
5	24.214	29.403	19.255	28.016	1:40.888	273
6	24.158	29.246	19.113	28.013	1:40.530	278
7	23.907	29.296	19.310	27.972	1:40.485	280
8	24.393	29.826	19.269	27.892	1:41.380	281
9	23.764	29.240	19.488	1:56.527	3:09.019	285
10	31.244	30.468	19.279	27.678	1:48.669 P	
11	24.016	29.063	18.885	27.612	1:39.576	283
12	23.748	29.244	18.946	27.616	1:39.554	280
13	23.698	29.297	18.990	27.525	1:39.510	283

98 Evan BYLES (SA) (26th)

1	29.470	30.488	19.791	28.667	1:48.416 P	
---	--------	--------	--------	--------	------------	--

Scott Laing
 Chief Timekeeper - Scott Laing

Tom Williams
 Clerk of Course - Tom Williams



COMPUTIME RACE TIMING SYSTEMS PTY LTD
www.computime.com.au

E-mail: scott@computime.com.au / Ph: 0418 17 13 17





ASBK RESULTS
AUSTRALIAN SUPERBIKE CHAMPIONSHIP
Free Practice

Date: 27/02/20
 Event: P03
 Weather: Cloudy - Temp: 18.0C
 Track: Dry - Temp: 24.5C

Started at: 14:05:02
 Laps: 30 Min
 Starters: 28
 Printed at: 15:11

FASTEST LAPS SEQUENCE

Race Time	No	Name	Machine	Fastest Lap	On Lap
1:53.195	17	Troy HERFOSS (QLD)	Honda CBR RR	1:40.963	1
3:28.110	17	Troy HERFOSS (QLD)	Honda CBR RR	1:34.915	2
3:28.678	12	Matt WALTERS (NSW)	Kawasaki ZX10RR	1:34.394	2
35:23.392	47	Wayne MAXWELL (VIC)	Ducati V4R	1:34.392	3
36:03.910	17	Troy HERFOSS (QLD)	Honda CBR RR	1:34.318	5
36:56.742	47	Wayne MAXWELL (VIC)	Ducati V4R	1:33.350	4
37:19.189	65	Cru HALLIDAY (NSW)	Yamaha YZF-R1	1:33.302	5
38:29.839	47	Wayne MAXWELL (VIC)	Ducati V4R	1:33.097	5
40:25.309	65	Cru HALLIDAY (NSW)	Yamaha YZF-R1	1:32.836	7
56:01.730	65	Cru HALLIDAY (NSW)	Yamaha YZF-R1	1:32.500	15

Scott Laing

Chief Timekeeper - Scott Laing


Tom Williams

Clerk of Course - Tom Williams



COMPUTIME RACE TIMING SYSTEMS PTY LTD
www.computime.com.au

E-mail: scott@computime.com.au / Ph: 0418 17 13 17





ASBK RESULTS

AUSTRALIAN SUPERBIKE CHAMPIONSHIP

Free Practice

Date: 27/02/20
 Event: P03
 Weather: Cloudy - Temp: 18.0C
 Track: Dry - Temp: 24.5C


Started at: 14:05:02
 Laps: 30 Min
 Starters: 28
 Printed at: 15:11

BEST PARTIAL TIMES

Pos	Split 1		Split 2		Split 3		Split 4		LAP		Ideal	Fastest
	Name	Time	Name	Time	Name	Time	Name	Time	Name			
1	C. HALLIDAY	22.078	W. MAXWELL	26.912	C. HALLIDAY	17.661	C. HALLIDAY	25.659	C. HALLIDAY	1:32.393	1:32.500	
2	W. MAXWELL	22.143	A. WAGNER	26.954	J. WATERS	17.823	W. MAXWELL	25.667	W. MAXWELL	1:32.549	1:32.610	
3	J. WATERS	22.265	C. HALLIDAY	26.995	W. MAXWELL	17.827	J. WATERS	25.794	J. WATERS	1:32.973	1:32.973	
4	D. FALZON	22.311	J. WATERS	27.091	G. ALLERTON	17.846	A. WAGNER	25.927	A. WAGNER	1:33.252	1:33.563	
5	M. WALTERS	22.418	D. FALZON	27.235	A. WAGNER	17.892	G. ALLERTON	25.968	G. ALLERTON	1:33.541	1:33.806	
6	G. ALLERTON	22.453	G. ALLERTON	27.274	M. WALTERS	17.921	T. HERFOSS	26.093	D. FALZON	1:33.705	1:34.096	
7	A. WAGNER	22.479	M. JONES	27.281	T. HERFOSS	17.969	D. FALZON	26.098	M. WALTERS	1:33.806	1:34.192	
8	T. HERFOSS	22.544	M. WALTERS	27.285	J. HAYES	18.055	M. JONES	26.180	T. HERFOSS	1:33.990	1:34.318	
9	M. JONES	22.600	T. HERFOSS	27.384	D. FALZON	18.061	M. WALTERS	26.182	M. JONES	1:34.213	1:34.675	
10	J. METCHER	22.635	B. STARING	27.424	M. JONES	18.152	B. STARING	26.236	B. STARING	1:34.533	1:34.736	
11	L. MAGEE	22.677	J. HAYES	27.736	B. STARING	18.163	A. SISSIS	26.414	J. HAYES	1:34.943	1:34.990	
12	J. HAYES	22.684	J. METCHER	27.750	A. SISSIS	18.336	J. HAYES	26.468	J. METCHER	1:35.215	1:35.371	
13	B. STARING	22.710	A. SISSIS	27.768	J. METCHER	18.352	J. METCHER	26.478	A. SISSIS	1:35.418	1:35.485	
14	S. FROST	22.733	M. CROKER	27.836	S. FROST	18.433	M. CROKER	26.510	S. FROST	1:35.840	1:36.017	
15	A. SISSIS	22.900	S. FROST	27.957	M. CROKER	18.448	S. FROST	26.717	M. CROKER	1:35.849	1:36.096	
16	M. CROKER	23.055	L. MAGEE	28.131	L. MAGEE	18.478	L. MAGEE	26.816	L. MAGEE	1:36.102	1:36.211	
17	B. BEATON	23.239	B. McINTYRE	28.258	G. SCOTT	18.689	G. SCOTT	27.000	G. SCOTT	1:37.324	1:37.351	
18	G. SCOTT	23.348	G. SCOTT	28.287	B. BEATON	18.868	B. BEATON	27.054	B. BEATON	1:37.499	1:37.624	
19	B. McINTYRE	23.402	B. BEATON	28.338	D. HASLER	18.885	B. McINTYRE	27.085	B. McINTYRE	1:37.720	1:37.867	
20	M. TOOLEY	23.659	E. BYLES	28.785	G. SCARCELL	18.907	N. SPITERI	27.155	N. SPITERI	1:38.906	1:39.239	
21	D. HASLER	23.698	G. SCARCELL	28.848	D. DE LEON	18.926	G. SCARCELL	27.233	G. SCARCELL	1:38.940	1:38.940	
22	D. DE LEON	23.700	N. SPITERI	28.898	B. McINTYRE	18.975	E. BYLES	27.404	M. TOOLEY	1:39.086	1:39.491	
23	N. SPITERI	23.771	M. TOOLEY	28.913	M. TOOLEY	18.985	A. SENIOR	27.495	D. HASLER	1:39.171	1:39.510	
24	A. SENIOR	23.782	D. DE LEON	29.022	A. SENIOR	19.065	D. HASLER	27.525	D. DE LEON	1:39.275	1:39.410	
25	G. SCARCELL	23.952	D. HASLER	29.063	N. SPITERI	19.082	M. TOOLEY	27.529	A. SENIOR	1:39.423	1:39.586	
26	E. BYLES	24.046	A. SENIOR	29.081	E. BYLES	19.215	D. DE LEON	27.627	E. BYLES	1:39.450	1:39.862	
27	M. EDWARDS	24.413	M. EDWARDS	29.732	M. EDWARDS	19.452	M. EDWARDS	27.859	M. EDWARDS	1:41.456	1:41.896	
28	H. McMURRA	25.068	H. McMURRA	29.937	H. McMURRA	19.888	H. McMURRA	28.259	H. McMURRA	1:43.152	1:43.628	

Scott Laing
 Chief Timekeeper - Scott Laing

Tom Williams
 Clerk of Course - Tom Williams



COMPUTIME RACE TIMING SYSTEMS PTY LTD
www.computime.com.au

E-mail: scott@computime.com.au / Ph: 0418 17 13 17





FINANCIAL SERVICES



ASBK RESULTS

AUSTRALIAN SUPERBIKE CHAMPIONSHIP

Free Practice

Date: 27/02/20
Event: P03
Weather: Cloudy - Temp: 18.0C
Track: Dry - Temp: 24.5C

Started at: 14:05:02
Laps: 30 Min
Starters: 28
Printed at: 15:11

RACE INFORMATION

Time	Description
14:05:02	Event Start
14:07:36	Rider 68 (Glenn SCOTT) STOPPED TURN 5
14:08:14	Red Flag
14:08:34	RED FLAG - POSSIBLE OIL - TURNS 4/5 - 26:48 remaining
14:20:02	DELAY - TRACK CLEAN UP IN PROGRESS : TURNS 3 - 5 : 25 mins of session remaining
14:37:02	Event Resumed
14:53:31	Rider 24 (Matthew TOOLEY) CRASHED TURN 2 - RIDER UP
15:02:06	Chequered Flag
15:04:21	Event Finish

Chief Timekeeper - Scott Laing

Clerk of Course - Tom Williams



COMPUTIME RACE TIMING SYSTEMS PTY LTD
www.computime.com.au

E-mail: scott@computime.com.au / Ph: 0418 17 13 17

